



Helper 9.6.3 New Features

Table of Contents

Corrected an issue with ERA payments from secondary payers.....	2
Place of service 02 for Telehealth has been added to the default library.	2
Added Option to use Patient account # or claim ID for box 26.....	3
Added Option to print CPT code modifiers on patient bills.	4
Added Option to only display active insurance when printing patient lists.....	6
Added columns to the Advanced Patient List to indicate appointment reminder status.....	7

1. Corrected an issue with ERA payments from secondary payers.

When processing ERAs from some secondary payers, the electronic remittance would change the amount paid by the primary insurance to the same amount as the secondary and would then write off the difference.

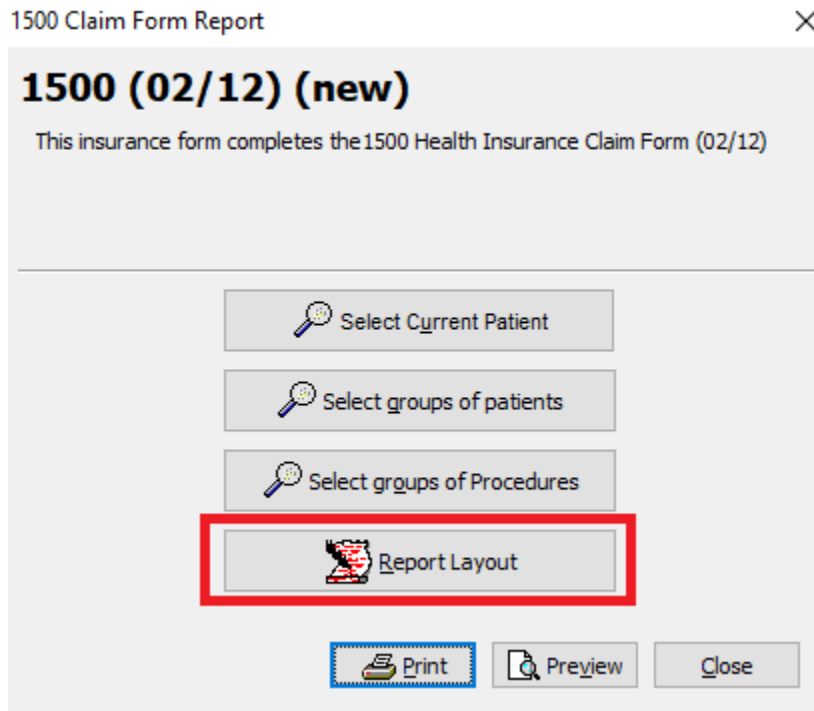
This issue has been resolved so that the primary insurance does not change for these payers.

2. Place of service 02 for Telehealth has been added to the default library.

This is only when installing Helper for the first time. It will not be added to existing installations.

3. Added an option to use patient account # or claim ID for box 26.

We have added an option in the report layout of the HCFA forms. It will allow you to choose between printing the patient account # and using the claim ID in box 26 of the HCFA forms. If you are receiving ERAs, then you must use the claim ID option. Otherwise the ERAs will not process correctly for those patients.



1500 Claim Form Version

version 12/90 (old)
 Use four year date format (MMDDYYYY and MM DD YYYY instead of MM DD YY)

version 08/05 (new)
 Use four year date format (MM DD YYYY instead of MM DD YY) for box 14, 15, 16, and 18.
 Use four year date format (MMDDYYYY instead of MM DD YY) for box 24A.

version 02/12 (new)
 Use four year date format (MM DD YYYY instead of MM DD YY) for box 14, 15, 16, and 18.
 Use four year date format (MMDDYYYY instead of MM DD YY) for box 24A.

Contents of box 26 Claim ID (ERA supported) Patient Account #

Contents of box 30 Leave blank Print \$0.00 Balance Due

Contents of box 29 Contents of box 31


4. Added an option to print the CPT code modifiers on patient bills.


On the New Statements it is in the report layout, Detail tab.

Standard Statement

Use this statement to print a standard patient statement. Insurance statements will not be printed.

Select transactions

Between: 9/1/2020 


And: 10/1/2020 


Today


This Week




This Month

Last Month

Select Current Patient 

Select groups of patients 

Report Layout 

Print  Preview  Close 

Statements: Layout ✕

General Header **Detail** Messages Description & Title Page Setup

Patient Information

- Date of Birth
- Social Security Number
- Primary Provider
- Primary Provider NPI
- Primary Provider License #

Description Column

Select the information you would like to display for each transaction type.

Procedures

- CPT Code Modifier**
- Rendering Provider
- Place of Service
- Diagnosis
- Procedure Length
- Procedure Units

Payments


- Method of payment
- Check number


For the old style standard bills, the option is in the report layout, Columns tab.

Standard bill

Use this bill to print a standard patient bill. Bills to insurance companies are not printed on this bill.

Select transactions

Between: 9/1/2020 

And: 10/1/2020 

Today

This Week

This Month

Last Month



Select Current Patient



Select groups of patients



Select groups of transactions



Report Layout

General Columns Addresses Credits Messages Description & Ti

Print these columns

CPT Code

CPT Code Modifier

Place of Service

Diagnosis

Procedure Length

5. Added an option to only display active insurance when printing patient lists.

Previously, when printing the patient list grouped by insurance, the report lists every insurance company in the patient's history. This version includes an option for that report to only use the current active insurance.

The screenshot shows a software interface with several sections:

- List for:** A list of radio buttons for selecting the entity to print: Patients (selected), Patients & Billable Parties, Providers, Insurance Companies, Referring Physicians, Referring Sources, and Lawyers.
- Print these columns:** A list of checkboxes for selecting columns to print: ID code or account number, Name (checked), Address, Birth date, Phone numbers (checked), E-mail (checked), Procedure (checked), CPT Modifier (checked), and Diagnosis (checked).
- Only print active rows:** A checkbox that is checked and highlighted with a red box.
- Group patients by:** A list of radio buttons for grouping: Provider, Facility, Program, Account, Referring Source, Insurance Company (selected), and Do not group.
- When printing billable parties:** A list of radio buttons: Print insured's address (selected) and Print insurance companies address.
- Print today's date on report:** A checked checkbox.
- Font:** A button with a font icon and the text 'Font', and a 'Sample Font...' button.

We also added options to add additional columns to the patient list report.

This screenshot is similar to the one above, but with a red box highlighting the following options in the 'Print these columns' section:

- Procedure
- CPT Modifier
- Diagnosis

6. Added columns to the Advanced Patient List to indicate appointment reminder status.

ini	Accou [△]	Last Name	First Name	Active	City	Account	Email	SMS
	1234	Test	Corbn	<input checked="" type="checkbox"/>		E. A. P. Boston	<input type="checkbox"/>	<input type="checkbox"/>
▶	A	Gallagher	William	<input checked="" type="checkbox"/>	Malden		<input checked="" type="checkbox"/>	<input checked="" type="checkbox"/>
	AF	Pest	Alf	<input checked="" type="checkbox"/>	Melmack	E. A. P. Boston	<input type="checkbox"/>	<input type="checkbox"/>
	AJ	Smith	Bob	<input checked="" type="checkbox"/>	Overland Par	E. A. P. Boston	<input type="checkbox"/>	<input type="checkbox"/>
	AR	King	David	<input checked="" type="checkbox"/>	Overland Par		<input checked="" type="checkbox"/>	<input type="checkbox"/>

This helps you identify why certain clients might not be receiving appointment reminders.